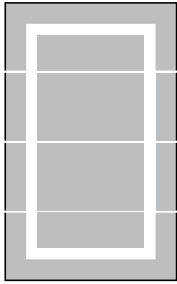


VINYL / ROUTERED PRODUCT DESCRIPTION GUIDE


For detailed information please refer to the Tesrol Product Catalogue

DRAWER FRONTS




DRAWERS (DRW)

Order Code
Description
DRW #




INDIVIDUAL (IND)

Order Code
Description
DRW IND #




INDIVIDUAL EQ CENTRE
PANELS (IND ECP)

Order Code
Description
DRW IND ECP #



INDIVIDUAL (IND)

Order Code
Description
DRW IND *T / *M / *B



INDIVIDUAL (IND) FULL RAILS

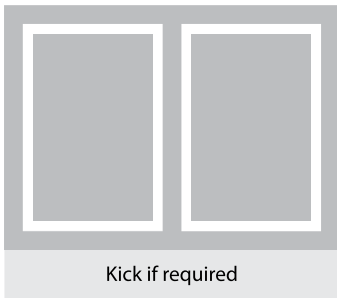
Order Code
Description
DRW IND # FULL RAILS

ORDER MUST HAVE:

- # Number of Drawer Fronts
- * Size of each Drawer Front or Equal
- Special Edge Profile other than what is shown in examples

BOLD OUTLINE INDICATES NORMAL EDGE PROFILE

BAR PANELS



Order Code
Description
BAR #


OR

Order Code
Description
BAR # ! K


ORDER MUST HAVE:

- # Number of panels or we calculate on 500 wide
- ! Kick Height if required
- Special size rails if required

BI FOLD DOORS



Order Code
Description
BI-FOLD



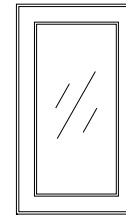
Order Code
Description
BI-FOLD IND

ORDER MUST HAVE:

- BI-FOLD or BI-FOLD IND
- Special Edge Profile other than what is shown in example

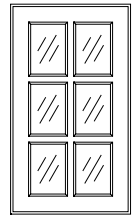
BOLD OUTLINE
INDICATES
NORMAL EDGE
PROFILE

GLASS FRAMES & GLAZING BARS



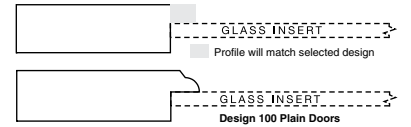
GLASS FRAMES

Order Code
Description
GF



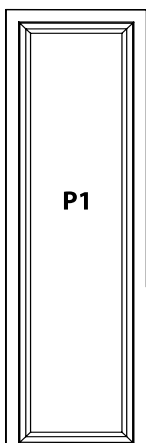
GLAZING BARS

Order Code
Description
GB **

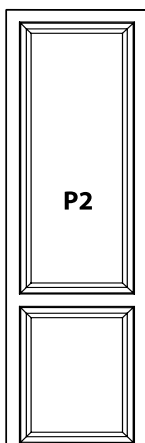


ORDER MUST HAVE: ** Number of windows required


PANTRY DOORS



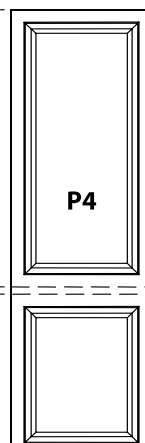
! Kick if required



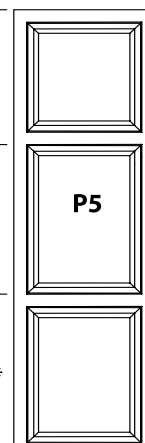
! Kick if required



! Kick if required



! Kick if required

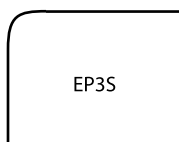


! Kick if required

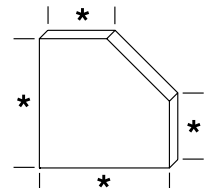
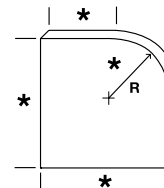
ORDER MUST HAVE: * Height of base door # Height of top door ! Kick Height if required
NOTE: Please supply the overall height including Kick - then the Kick height

COMMON EDGES USED

Scale approx 1:1

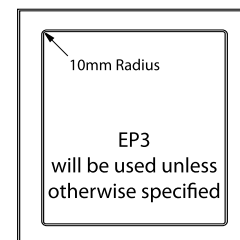


CORNER SHELVES



* Please specify dimensions and edges.
Include drawing with all sizes required.

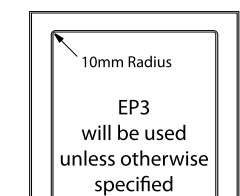
OVEN & ROLLER SHUTTER FRAME



OVEN FRAME

Order Code
Description
SEE DRAWING

Please supply drawing showing all dimensions required



ROLLER SHUTTER
FRAME

Order Code
Description
SEE DRAWING